



ICT Uptake: 2004

Thailand

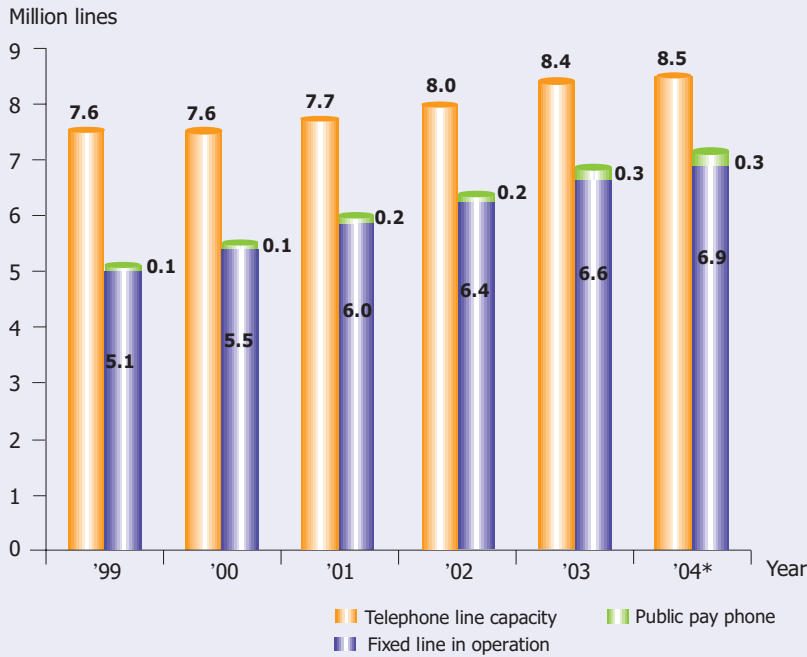
in the Information Age

National Electronics and Computer Technology Center
National Science and Technology Development Agency
Ministry of Science and Technology

and

National Statistical Office
Ministry of Information and Communication Technology

Number of Telephone Lines

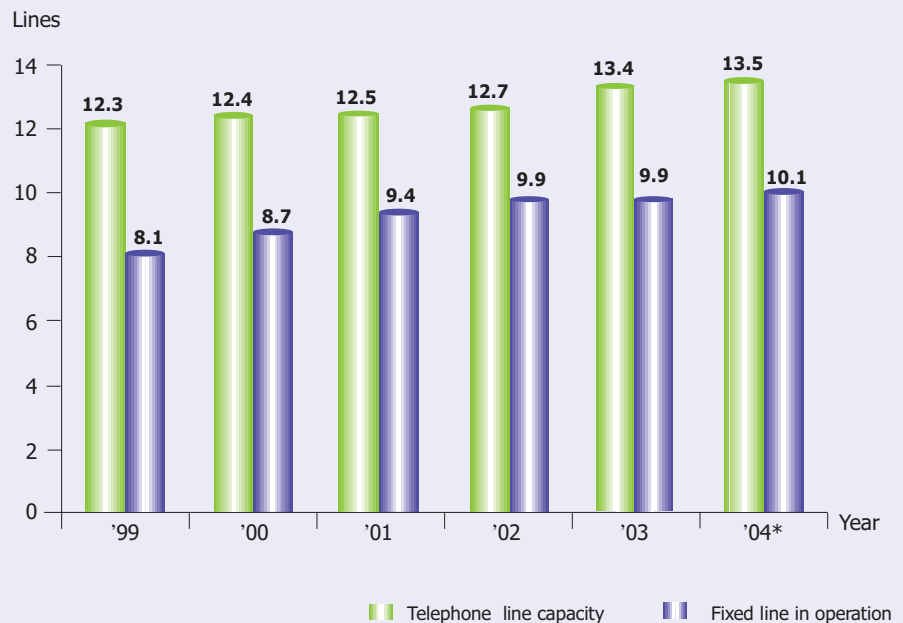


Note: All data presented in telecom section from 2002 onwards are collected in the calendar year. Previous data are in the fiscal year, which is the 12 months beginning October 1 of the year stated.

Source: TOT Corporation Plc. (formerly the Telephone Organization of Thailand)

Remarks: *as of March 2004

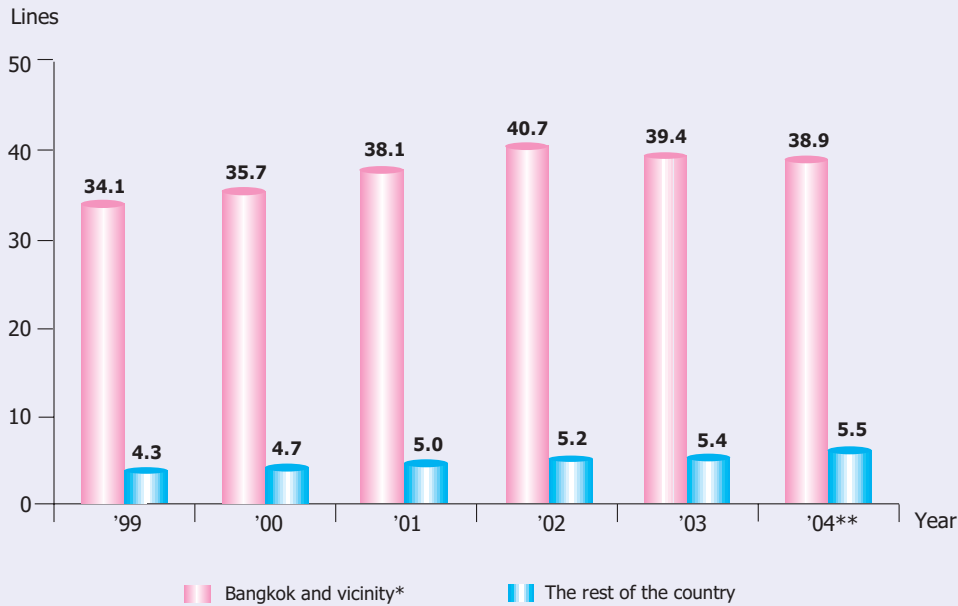
Number of Fixed Lines per 100 Inhabitants



Source: TOT Corporation Plc. (formerly the Telephone Organization of Thailand)

Remarks: *as of March 2004

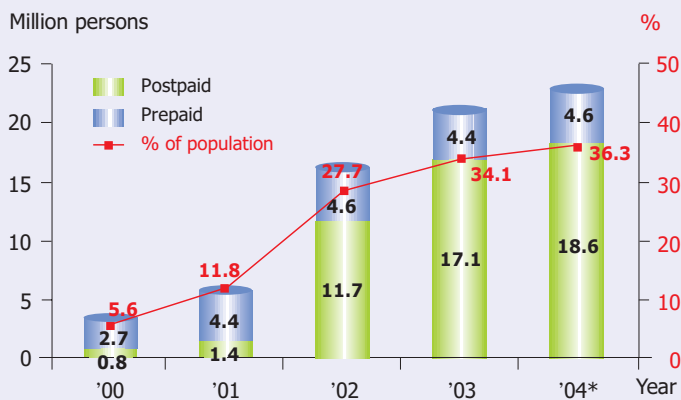
Fixed Lines per 100 Inhabitants by Location



Source: TOT Corporation Plc. (formerly the Telephone Organization of Thailand)

Remarks: *Vicinity includes Pathumthani, Nonthaburi and Samut Prakarn
**as of March 2004

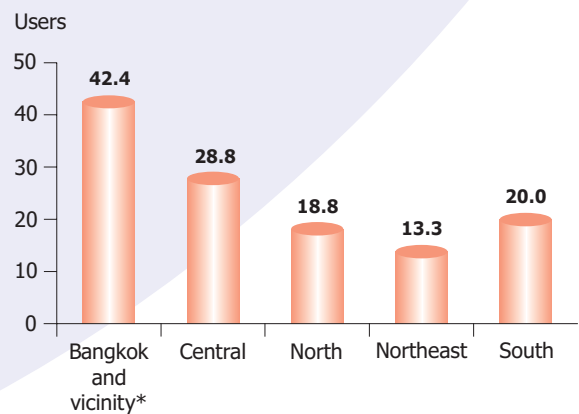
Number of Mobile Users



Source: CAT-Telecom Plc. (formerly Communications Authority of Thailand)
TOT Corporation Plc. (formerly the Telephone Organization of Thailand)

Remarks: *as of March 2004

Number of Mobile Users per 100 Inhabitants by Location (2003)



Source: National Statistical Office

Remarks: *Vicinity includes Pathumthani, Nonthaburi, Samut Prakarn, Samut Sakhon and Nakhon Pathom

2

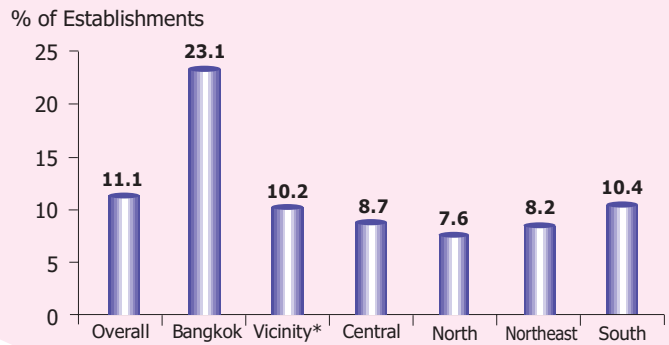
Computer Usage

Number of Households with Computers per 100 Households

Year	2001	2003	2004
Overall	5.8	9.6	11.7
Bangkok	23.3	29.4	30.6
Central	5.5	8.9	12.2
North	3.0	6.8	9.5
Northeast	2.3	4.9	6.5
South	2.3	6.6	8.8

Source: National Statistical Office

Percentage of Business Establishments with Computers (2003)



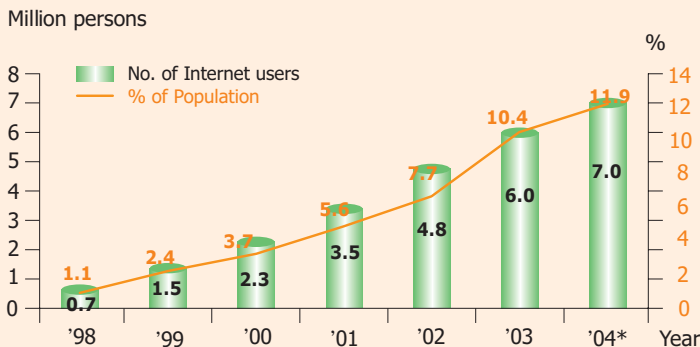
Source: National Statistical Office

Remarks: *Vicinity includes Pathumthani, Nonthaburi, Samut Prakarn, Samut Sakhon and Nakhon Pathom

3

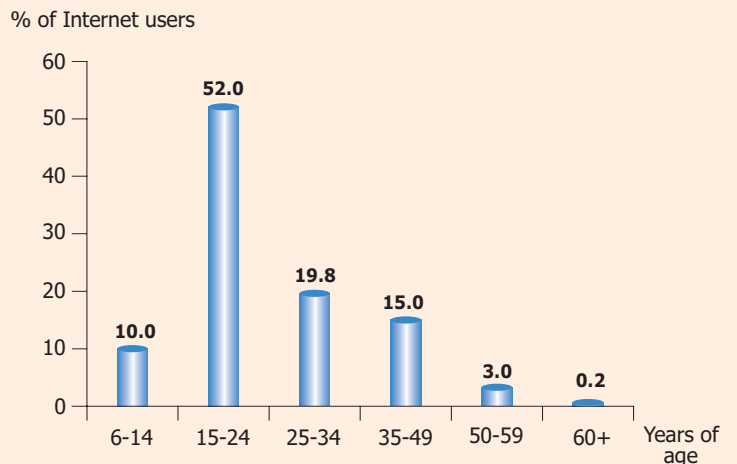
Internet

Number of Internet Users



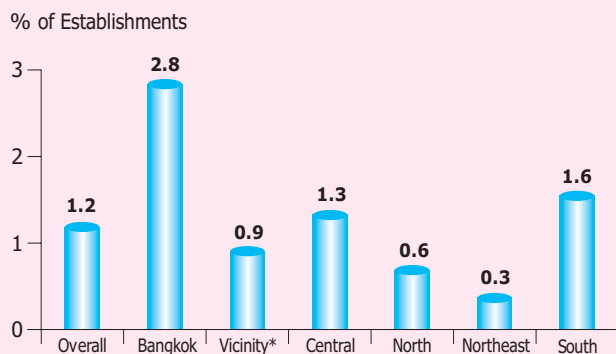
Sources: Internet Service Provider Club, National Electronics and Computer Technology Center, National Statistical Office

Internet Users by Age (2004)



Source: National Statistical Office

Percentage of Business Establishments with Web Sites (2003)



Source: National Statistical Office

Remarks: *Vicinity includes Pathumthani, Nonthaburi, Samut Prakarn, Samut Sakhon and Nakhon Pathom

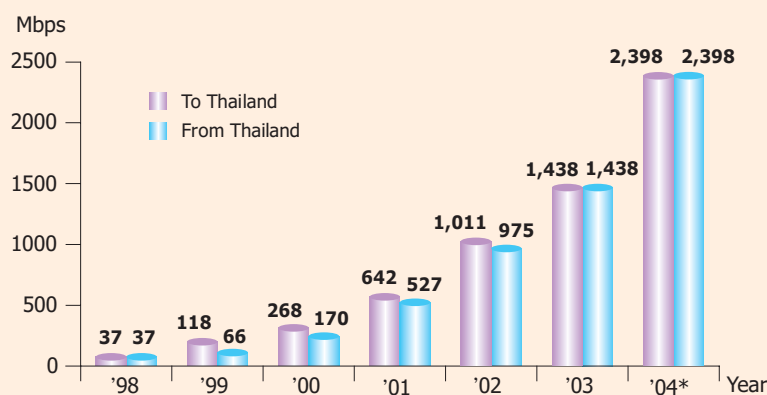
Internet Penetration by Location

Region	No. of users (million persons)			Users per 100 inhabitants		
	2001	2003	2004	2001	2003	2004
Whole kingdom	3.53	6.03	6.97	5.6	10.4	11.9
- Bangkok	1.23	2.01	2.00	16.0	26.9	26.6
- North	0.52	1.34	1.52	4.6	10.1	11.2
- Central	0.83	1.00	1.21	5.9	9.7	11.4
- Northeast	0.56	1.07	1.49	2.6	5.6	7.7
- South	0.39	0.62	0.76	4.7	8.2	9.9

Source: National Statistical Office

Remarks: *Vicinity includes Pathumthani, Nonthaburi, Samut Prakarn, Samut Sakhon and Nakhon Pathom

International Internet Bandwidth (as of December each Year)



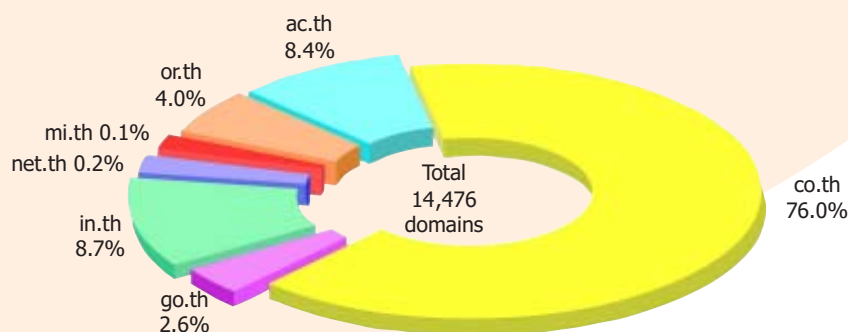
Source: National Electronics and Computer Technology Center (*as of June 2004)

Remarks: The international Internet bandwidth represents the capacity of the communication lines of the ISPs. During 1999-2002, many ISPs expanded their lines "simplex" satellite service in order to cope with their congestions in the inbound traffic. In late 2002, most ISPs opt for high-quality fiber links and symmetric satellite services. This resulted in equality between the inbound and outbound capacities.

Distribution of .th Domain Names

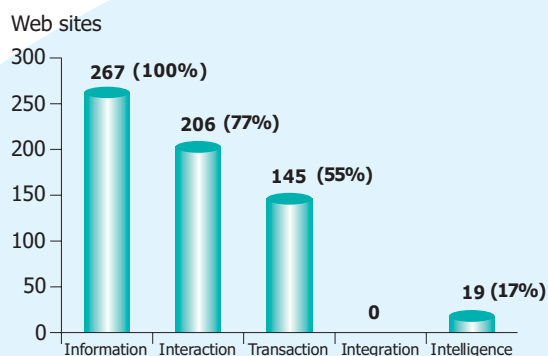
Year	ac.th	co.th	go.th	in.th	mi.th	net.th	or.th	Total
1997	156	767	70	-	2	17	89	1,101
1998	230	1,730	88	-	4	18	160	2,230
1999	313	2,927	108	242	6	21	217	3,834
2000	423	4,774	210	804	7	23	312	6,553
2001	624	6,573	229	1,084	10	24	416	8,924
2002	839	8,354	265	1,181	14	27	484	11,164
2003	1,087	10,367	343	1,271	14	27	567	13,676
2004 (May)	1,210	10,999	387	1,264	14	26	576	14,476

Source: Thailand Network Information Center (T.H. NIC Co.,Ltd.)



Source: Thailand Network Information Center (T.H. NIC Co.,Ltd.), as of May 2004

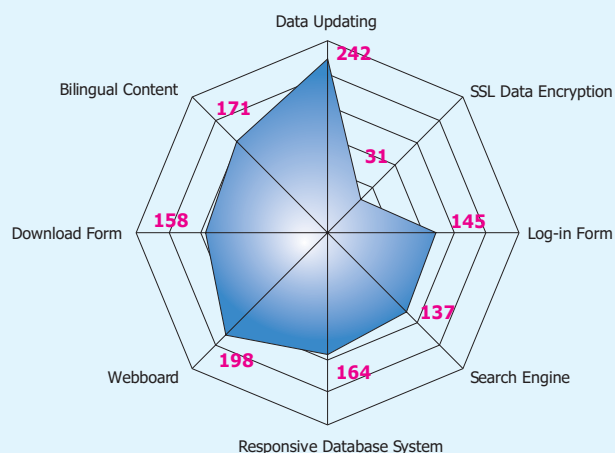
Number of Government Web Sites by Type of Online Services (2004)



Source: National Electronics and Computer Technology Center

Remarks: Survey from 267 government web sites (as of March 2004)

Main Assessment of Government Web Sites (2004)



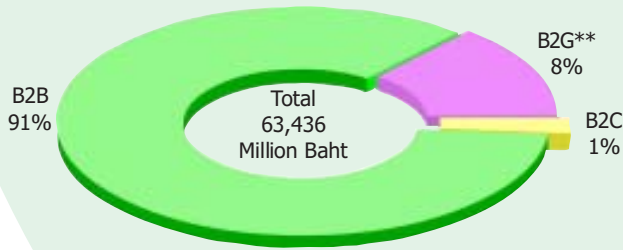
According to the assessment on 267 government web sites, most web sites focus on the provision and exchange of basic information. However, only a few web sites have functions to guard information security.

Unit: No. of government web sites

Source: National Electronics and Computer Technology Center

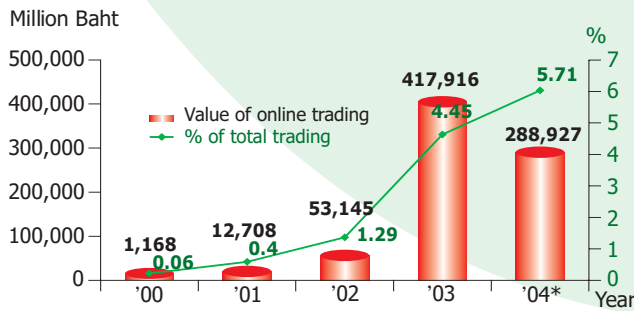
e - C o m m e r c e

e-Commerce Transaction Value in 2003*



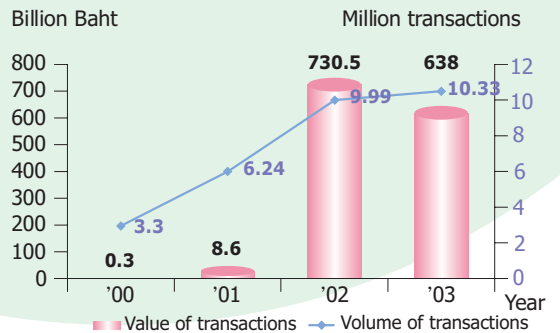
Question: What is your estimated value of transaction processed via e-Commerce or e-Marketplace?
 Source: National Electronics and Computer Technology Center, The Comptroller General's Department, Ministry of Finance
 Based: A sample size of 60 e-Commerce key players in Thailand
 Remarks: *Exclude transaction value of online trading
 **The figure of B2G transactions is reported by The Comptroller General's Department

Value of Online Trading



Source: Stock Exchange of Thailand
 Remarks: *as of May 2004

Value and Volume of Internet Banking Transaction

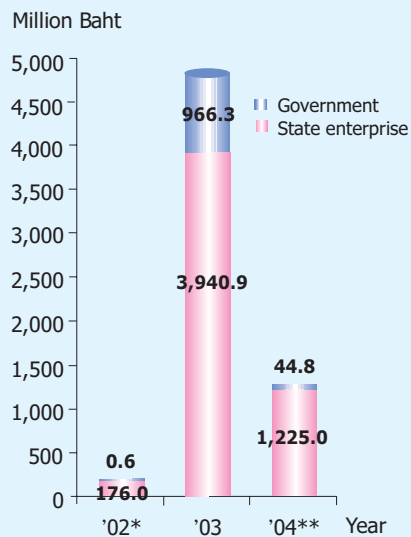


Source: Bank of Thailand

(Exchange rate as of 21 July 2004, 1 USD = 40.89 Baht)

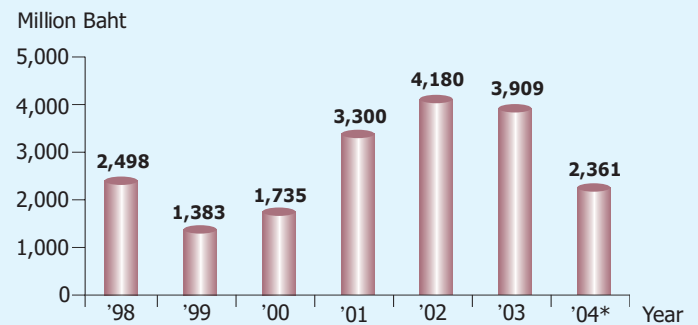
I C T i n G o v e r n m e n t

Value of Government e-Auction



Source: The Comptroller General's Department
 Remarks: *Project started October 2002
 **as of March 2004

Government Budget on Computer Equipment



Source: The Bureau of the Budget

ICT Uptake: 2004

Thailand

in the Information Age



ECTI Policy Research and Information Society Index Section
Policy and Legal Development Division

National Electronics and Computer Technology Center
National Science and Technology Development Agency

73/1 NSTDA Building, Rama VI Road, Ratchathewi,
Bangkok 10400 THAILAND.

Tel. +66 (0)2-644-8150 ext. 621, 627

Fax. +66 (0)2-644-6653

<http://www.nectec.or.th/pld>