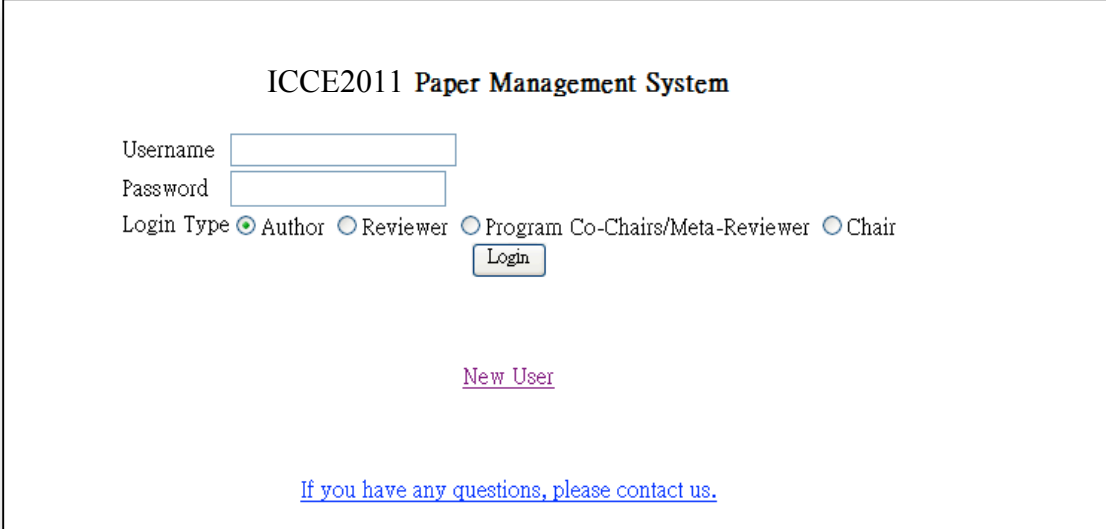


ICCE Paper Submission System: Instructions for Authors

System URL: <http://pss.cl.ncu.edu.tw/icce2011/>

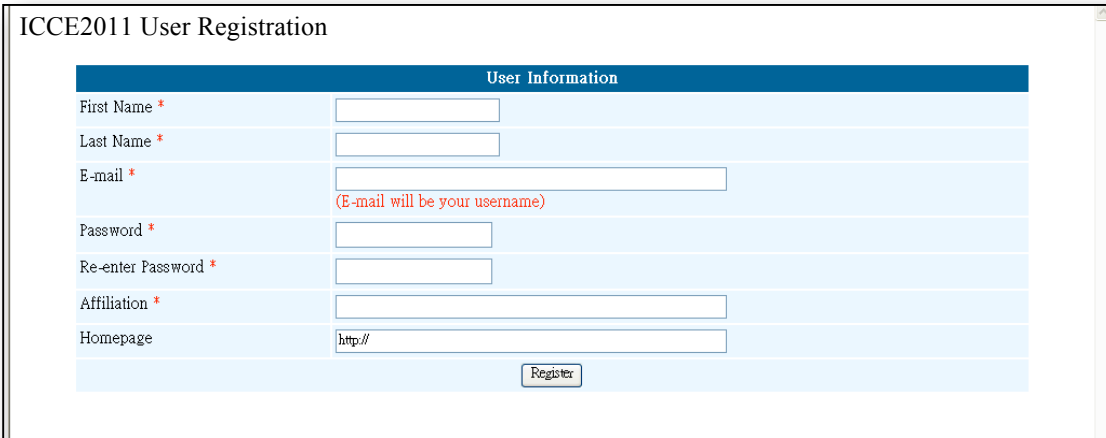


The screenshot shows the login page for the ICCE2011 Paper Management System. It features a title "ICCE2011 Paper Management System" at the top. Below the title are two input fields for "Username" and "Password". Underneath these fields is a "Login Type" section with four radio button options: "Author" (selected), "Reviewer", "Program Co-Chairs/Meta-Reviewer", and "Chair". A "Login" button is positioned below the radio buttons. At the bottom of the form area, there is a link for "New User" and a footer link that says "If you have any questions, please contact us."

Figure 1. The login page of the system

Applying for a new account

1. For the user who does not have an account, click the link “New User” in the login page (Figure 1).
2. In the page of applying for a new account, fill out the form of user information (Figure 2).
Note: For the purpose of security, please **DO NOT** use the password that you often use.
3. Check the information and click the button “Register”.



The screenshot displays the "ICCE2011 User Registration" form. The form has a title bar "ICCE2011 User Registration" and a sub-header "User Information". It contains several input fields: "First Name *", "Last Name *", "E-mail *" (with a note "(E-mail will be your username)"), "Password *", "Re-enter Password *", "Affiliation *", and "Homepage" (with a "http://" prefix). A "Register" button is located at the bottom right of the form.

Figure 2. The page of applying for a new account.

Login to the system

1. In the login page of the system (Figure 1), type in your username and password. For the field of “Login Type”, choose the radio button “Author”.
2. Click the button “Login” and you will see the page of paper submission (Figure 3).
Note: The username should be in the format of email and have been applied for in the system.

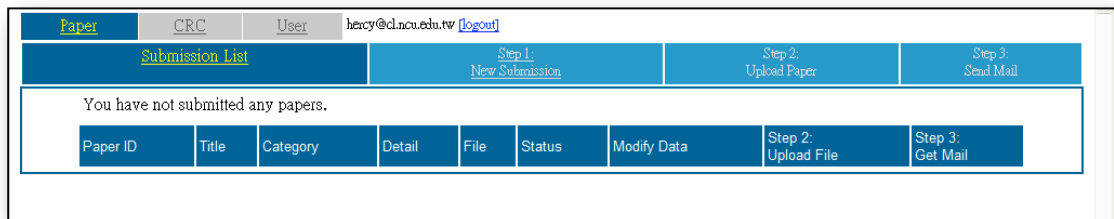


Figure 3. The page of paper submission

Submit a paper

1. In the page of paper submission (Figure 3), click the link “Step 1: New Submission”.
2. In step 1, you are required to fill out the information for your paper. In the page of step 1, fill out the form of paper information, including author list and contact information (Figure 4).
Note 1: If your paper has more than 15 authors, please contact the system administrator (shown in the login page).
Note 2: If you cannot find your country in the country list, please contact the system administrator (shown in the login page).
3. Click the button “Submit”, and move to the next step.

Step 1: Please input the paper information.

Paper Information

Title *

Category * Full Short Poster

Expected Track * Please specify 1 conference track for your paper, but the program co-chairs have the rights to make the decision.

C1: ICCE Conference on Artificial Intelligence in Education/Intelligent Tutoring System (AIED/ITS) and Adaptive Learning

C2: ICCE Conference on Computer-supported Collaborative Learning (CSCL) and Learning Sciences

C3: ICCE Conference on Advanced Learning Technologies, Open Contents, and Standards

C4: ICCE Conference on Classroom, Ubiquitous, and Mobile Technologies Enhanced Learning (CUMTEL)

C5: ICCE Conference on Digital Game and Intelligent Toy Enhanced Learning (DIGITEL)

C6: ICCE Conference on Technology, Pedagogy and Education

Abstract *

Figure 4. Step 1 of paper submission

4. In step 2, you are required to upload your manuscript. In the page of step 2, browse your disk and choose the file of your paper in the disk (Figure 5).
Note 1: The file should be in the format of DOC, RTF or PDF.
Note 2: If you need to submit a paper of size more than 10MB, please contact the system administrator (shown in the login page).
5. Click the button “Submit”, and move to the step 3.

Please upload a DOC, RTF or PDF file. If you need to submit a paper of size more than 10mb, [please let us know](#).

Step 2: Please upload the paper.

Paper Upload

Current File No file

File to Upload *

Figure 5. Step 2 of paper submission

6. In step 3, you can see the submission information and send an acknowledge mail to your email address. Step 3 is optional. To send an acknowledge mail, click the button “Send”.

Paper	CRC	User: hercy@cl.ncu.edu.tw [logout]	
Submission List	Step 1: New Submission	Step 2: Upload Paper	Step 3: Send Mail

Please check the data carefully. You may save this page as an acknowledge or use the button below to send an acknowledge mail.

Acknowledge Letter	
From:	ICCE2011< andrew@cl.ncu.edu.tw >
To:	ContactAuthor< hercy@cl.ncu.edu.tw >
Subject:	ICCE2011 Acknowledgement: Your Submission to ICCE2011 (#1)

Dear Hercy Cheng,

This is a confirmation that you have successfully submitted the paper titled "Digital Game and Digital Toy Enhanced Learning and Society" (#1) to ICCE 2011 .

Please use following username and password to update your paper.
 Username: hercy@cl.ncu.edu.tw
 Password: hercy123
<http://pss.cl.ncu.edu.tw/icce2011/>

Best regards,

System administrator
 ICCE 2011

-----Submission Information-----
 Paper ID: #1
 Paper Title: Digital Game and Digital Toy Enhanced Learning and Society
 Category: Full

Figure 6. Step 3 of paper submission